

PAINTING FREE CHOICE

SEMESTER FINAL PROJECT

GUIDELINES

1. This project must be challenging to you in some way.
2. You may use any painting method of your choice.
 - a. Must be a technique that we studied during the semester.
3. Keep it manageable, you only have so much time to complete this project.
4. You must present your proposal...this sheet...to Mr. Hanson before beginning!
5. Your project, for critique, is **due May** _____!
 - a. You must turn in this sheet along with your website post.
6. Do something that reflects you and have fun with it!!




Guiding Question: What do you want to accomplish?

Inspire: What aspect of your life are you including in this painting?


Final Grade _____ /40 Points

	A (9-10 Points)	B (7-8 Points)	C (5-6 Points)	D (3-4 Points)	F (0-2 Points)
Craftsmanship 10 Points	The canvas is completely covered. Blending is highly successful. Colors are well researched, experimented, and successful.	The canvas is almost completely covered. Blending is good. Colors are simple, but work.	The canvas is almost completely covered. Colors need work. Blending could be better executed.	The canvas is not completely covered. Colors are poor. Blending is poorly done and a bit random (not planned).	The paper is not covered. Colors serve no purpose. Blending is poorly executed and the piece is "random" and rushed.
Planning and Research 10 Points	Student went above and beyond to research materials, images, and ideas, along with sketching multiple ideas.	Student researched materials and images, along with documentation of ideas.	Student could have done more material research, along with stronger idea generation and more sketching.	Student did not research materials or ideas. Sketching is evident, but could be more detailed and organized.	Student did not research materials or ideas. The planning section on the back of the project plan was not used.
Experimentation and Creativity 10 Points	Student exceeded expectations by working past minimum project requirements. Made the project their own.	Student stuck to the minimum requirements, but used their own style to make the project in their own way.	Student did no more than the minimum requirements and could have experimented further with materials and style.	Student met just below the minimum requirements. Little experimentation exists and work holds no personal value or style.	Student did not meet the minimum requirements of the project. No experimentation or personal style exists.
Writing 10 Points	Statements on project plan are thoughtful and specific. Artist statement is reflective, uses vocabulary, and shows growth.	Statements on project plan are thoughtful. Artist statement is reflective and uses vocabulary.	Statements on project plan could be more specific. Artist statement could use more reflection and better vocabulary.	Statements on project plan are not specific. Artist statement uses no vocabulary and needs better personal reflection.	Statements on project plan serve no purpose. Artist statement does not reflect the student's work or learning process.


PRELIMINARY SKETCH



COLOR IDEAS



DIMENSIONS/MATERIALS



WHAT IS IT GOING TO BE?
