

DRAWING FREE CHOICE

SEMESTER FINAL PROJECT



GUIDELINES

1. This project must be challenging to you in some way.
2. You may use any drawing method of your choice.
 - a. Must be a technique that we studied during the semester.
3. Keep it manageable, you only have so much time to complete this project.
4. You must present your proposal...this sheet...to Mr. Hanson before beginning!
5. Your project, for critique, is **DUE** _____!
6. You must turn in this sheet along with a TYPED artist statement on the due date.
7. Do something that reflects you and have fun with it!!


Guiding Question – What do you want to accomplish?

Inspire: What aspect of your life are you including in this drawing?


Final Grade _____ /40 Points

	A (9-10 Points)	B (7-8 Points)	C (5-6 Points)	D (3-4 Points)	F (0-2 Points)
Craftsmanship 10 Points	Paper is completely covered. Proportions are spot on. Pencil and/or color blending is very successful.	Paper is almost completely covered. Proportions are good. Pencil and/or color blending is good.	Paper could be covered a bit more. Proportions need work. Pencil and/or color blending could be better.	Paper is not completely covered. Proportions need lots of work. Pencil and/or color blending needs work.	Paper is poorly covered. Proportions are poorly developed. There is no pencil or color blending.
Planning and Research 10 Points	Student went above and beyond to experiment with materials and researched multiple sources.	Student experimented with materials, along with studying their own research to draw.	Student could have experimented with materials more, along with spending more time researching.	Student did little experimentation with materials and spent no time researching.	Student did not experiment with materials. The planning section on the back of the project plan was not used.
Experimentation and Creativity 10 Points	Student exceeded expectations by working past minimum project requirements. Made the project their own.	Student stuck to the minimum requirements, but used their own style to make the project in their own way.	Student did no more than the minimum requirements and could have experimented further with materials and style.	Student met just below the minimum requirements. Little experimentation exists and work holds no personal value or style.	Student did not meet the minimum requirements of the project. No experimentation or personal style exists.
Writing 10 Points	Statements on project plan are thoughtful and specific. Artist Statement is reflective, uses vocabulary, and shows growth.	Statements on project plan are thoughtful. Artist Statement is reflective and uses vocabulary.	Statements on project plan could be more specific. Artist Statement could use more reflection and better vocabulary.	Statements on project plan are not specific. Artist Statement uses no vocabulary and needs better personal reflection.	Statements on project plan serve no purpose. Artist Statement does not reflect the student's work or learning process.


PRELIMINARY SKETCH



COLOR/VALUE IDEAS



DIMENSIONS/MATERIALS



WHAT IS IT?
